

















ANTENNAS | PUCK-12 SERIES

2-IN-1 TRANSPORTATION & IOT/M2M ANTENNA

2400 – 7200 MHz; 2X2 Wi-Fi (MIMO), 7.5 dBi



 2400 – 2500 MHz 5000 – 7200 MHz	 7.5 dBi	 2.4 – 2.5 GHz 5.0 – 7.2 GHz	 Omni-Directional	 IoT	 2X2 MIMO	 Urban
 Machine to Machine	 IP69K	 -40°C to +80°C	 Fire Resistant	 Chemical Protection		 Rural/Farm
						 Marine
						 Vehicle
						 Meter

- 2-in-1 high performance omni-directional antenna
- Dual-band Wi-Fi, 2.4 GHz and 5 GHz frequency bands
- Antenna supports Wi-Fi-6e/Wi-Fi-7/Bluetooth
- 2x2 MIMO for improved performance
- Robust, vandal resistant and waterproof enclosure (IP69K)
- Ultra-versatile mounting options for easy installation

APPLICATION AREAS

Product Overview

Poynting's new PUCK range offers a small profile antenna that can be used in the IoT/M2M, Smart Meter, Smart Utilities, Transportation, Marine, and Agricultural/Farming markets. The PUCK-12 comprises a 2-in-1 antenna system within a single housing, featuring 2x2 MIMO Wi-Fi (Dual-band 2.4 GHz & 5 GHz). The antenna provides two separate dual-band Wi-Fi antennas offering concurrent 2.4 GHz, 5 GHz, and 6GHz bands, capable of 802.11n and 802.11ac/ax/be with 2x2 MIMO. The PUCK exceeds many competitors' performance due to the attention to the design of this high-performance antenna. The radiation patterns of all radiating elements provide an excellent balance between omnidirectionality, pattern diversity, and good radiation abilities at the desired elevation, which is often overlooked in such a small-size antenna. Despite its small size, this antenna provides excellent performance, especially at the higher frequency bands, where performance is critical for Wi-Fi throughput and connection stability.

Features

- Small & Low-profile (Ø100mm x h 36mm)
- Features 2x Wi-Fi antennas
- Careful mechanical design provides ruggedness, corrosion, water and dust resistance (IP69K)
- Fire Resistant
- UV Stable Enclosure
- Easy installation; multi-implementation options available:
 - Spigot Mount
 - Magnetic Mount
 - Adhesive Surface Mount
 - Wall & Pole Mount

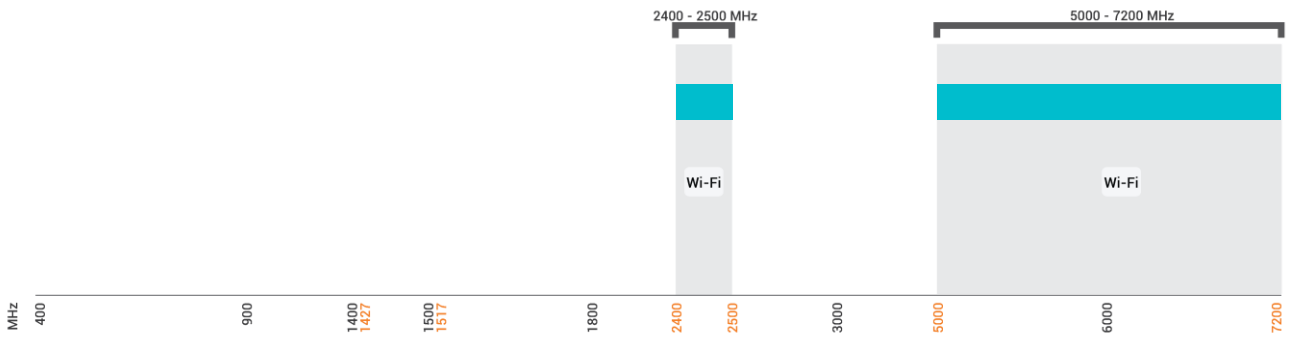
Application Areas

- Smart utilities: Smart power, Gas & Water Metering
- Smart Buildings: Climate control, access control, security, irrigation
- Industrial factory automation, robotic machinery and other M2M systems
- Digital Signage
- Warehouses & Logistic systems
- Transport (Busses, Utility & Public Safety)
- Mining Vehicles & Machinery communications, telemetry and automation (M2M & IoT)
- Agricultural machinery
- Marine: small boats, yachts near to coastlines or inner waters



Frequency Bands

The PUCK-12 is an omni-directional antenna that works from | 2400 – 2500 MHz | and | 5000 – 7200 MHz |



Indicates the WI-FI bands on which PUCK-12 works

Antenna Derivatives

Product Order Code (SKU)	A-PUCK-0012-V2-01	A-PUCK-0012-V2-01-W
Radome Colour	Black	White
Radome Material	PC+ABS (Halogen free)	UV Stable ASA
Ports	2	2
SISO / MIMO	MIMO	MIMO
Coax Cable Type	RTK-031	RTK-031
Coax Cable Length	2m	2m
Connector Type	SMA (M) (RP-SMA adapter included)	SMA (M) (RP-SMA adapter included)
EAN	6009710928394	6009710928417
E-Mark Certification Number	E1*10R06/01*9551*00	E1*10R06/01*9551*00

**The coax cable & connector are factory mounted to the antenna*

Electrical Specifications

Frequency Bands:	2400 – 2500 MHz 5000 – 7200 MHz
Gain (Max) Port 1 & 2:	5 dBi @ 2400-2500 MHz 7.5 dBi @ 5000-7200 MHz
VSWR Port 1 & 2:	≤2:1 Across 90% of the bands
Feed Power Handling:	10 W
Input Impedance:	50 Ohm (nominal)
Polarisation:	Linear Vertical
Coax Cable Loss:	0.91 dB/m @ 2400 MHz 1.65 dB/m @ 5800 MHz
DC Short:	Yes

Product Box Contents

Antenna:	A-PUCK-0012-V2-01
Mounting Bracket:	Ø20 Threaded Spigots (Up to 60mm clamping thickness), Adhesive Surface Mounting & Magnetic Mount
Adapters:	2x RP-SMA(M) To SMA (F)

Mechanical Specifications

Product Dimensions	Ø99.3 mm x 36 mm
Packaged Dimensions:	150 mm x 150mm x 120mm
Weight:	0.376kg
Packaged Weight:	0.553kg
Mounting Type:	Ø20 Threaded Spigot, Pole, Wall, Surface and Magnetic mount

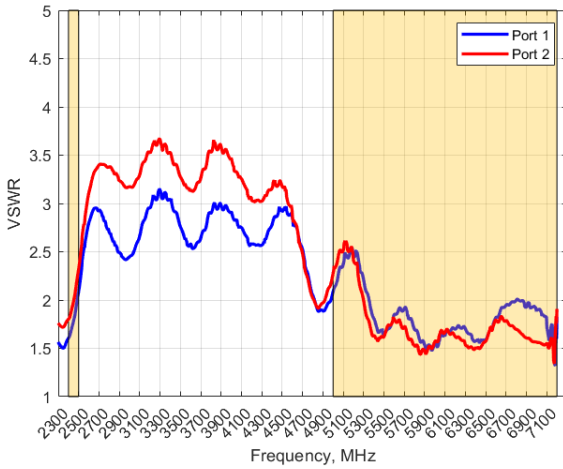
Environmental Specifications, Certification & Approvals

Wind Survival:	<220 km/h
Temperature Range (Operating):	-40°C to +80°C
Environmental Conditions:	Outdoor/Indoor
Water Ingress Protection Ratio/Standard:	IP69K
Salt Spray:	MIL-STD 810G/ASTM B117
Operating Relative Humidity:	Up to 98%
Storage Humidity:	5% to 95% - non-condensing
Storage Temperature:	-40°C to +80°C
Enclosure Flammability Rating:	UL 94-HB
Impact Resistance:	IK 10
Product Safety & Environmental:	Complies with CE and RoHS standards

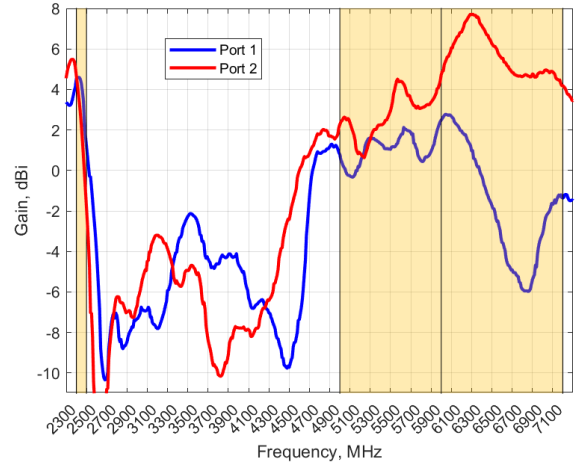


Antenna Performance Plots

VSWR: Wi-Fi Antenna



GAIN (Excluding Cable Loss): Wi-Fi Antenna



Voltage Standing Wave Ratio (VSWR)*

VSWR is a measure of how efficiently radio-frequency power is transmitted from a power source, through a transmission line, into a load. In an ideal system, 100% of the energy is transmitted which corresponds to a VSWR of 1:1.

The PUCK-12 delivers superior performance across all bands with a VSWR of $\leq 2:1$ across 90% of the bands.

**Measured with 2m low loss cable, 650 x 650 mm ground plane, and unused ports terminated with 50Ω load.*

Gain* in dBi

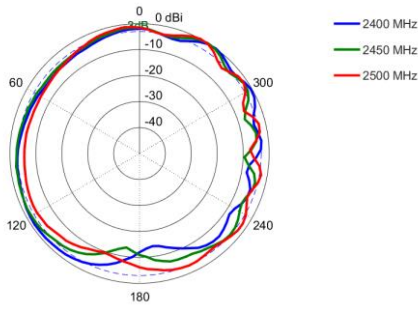
7.5 dBi is the peak gain across all bands from 2400 – 2500 MHz & 5000 – 7200 MHz

Gain @ 2400 – 2500 MHz:	5 dBi
Gain @ 5000 – 7200 MHz:	7.5 dBi

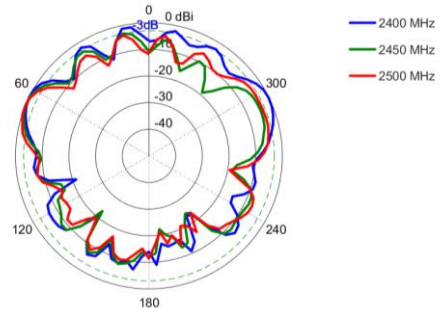
**Antenna gain measured with polarisation aligned standard antenna*

Radiation Patterns

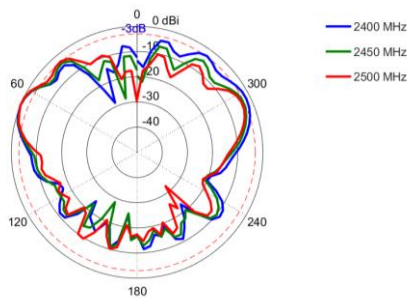
Azimuth: 2400 – 2500 MHz



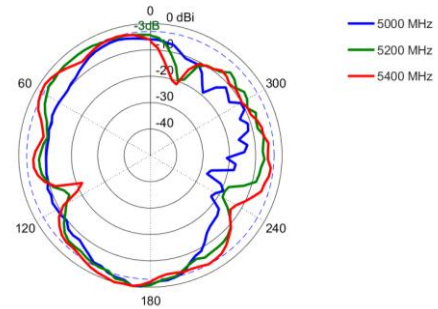
Elevation 1: 2400 – 2500 MHz



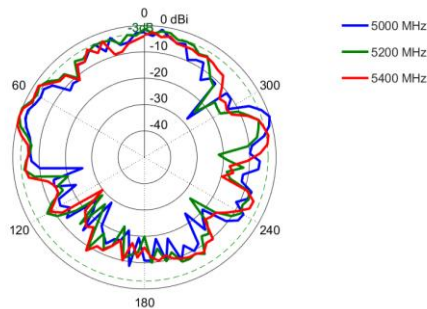
Elevation 2: 2400 – 2500 MHz



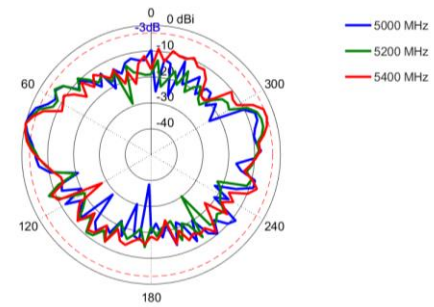
Azimuth: 5000 – 5400 MHz



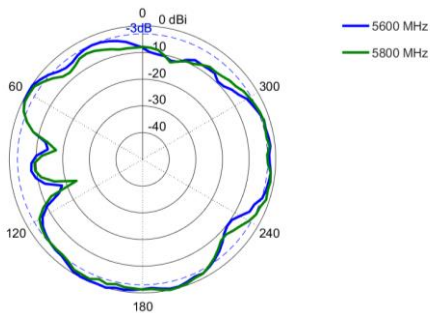
Elevation 1: 5000 – 5400 MHz



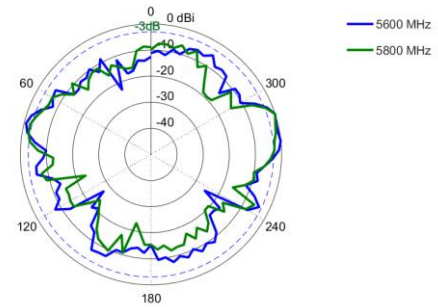
Elevation 2: 5000 – 5400 MHz



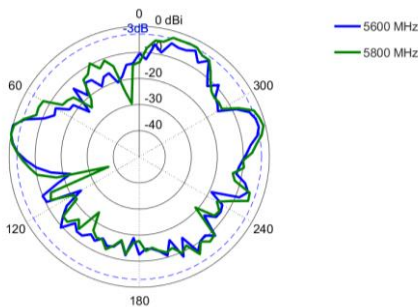
Azimuth: 5600 – 5800 MHz



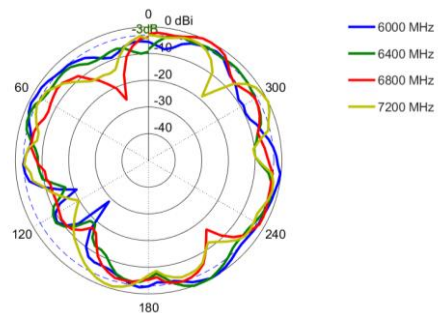
Elevation 1: 5600 – 5800 MHz



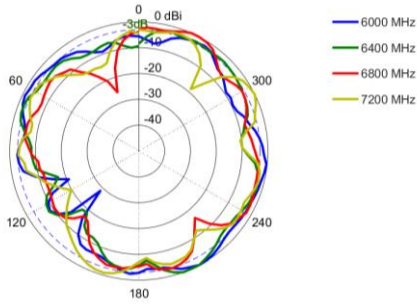
Elevation 2: 5600 – 5800 MHz



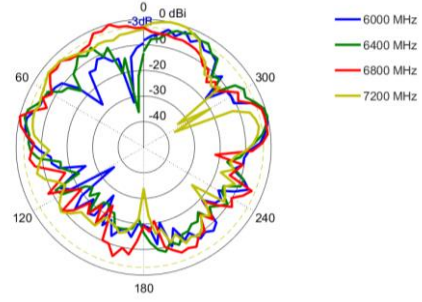
Azimuth: 6000 – 7200 MHz



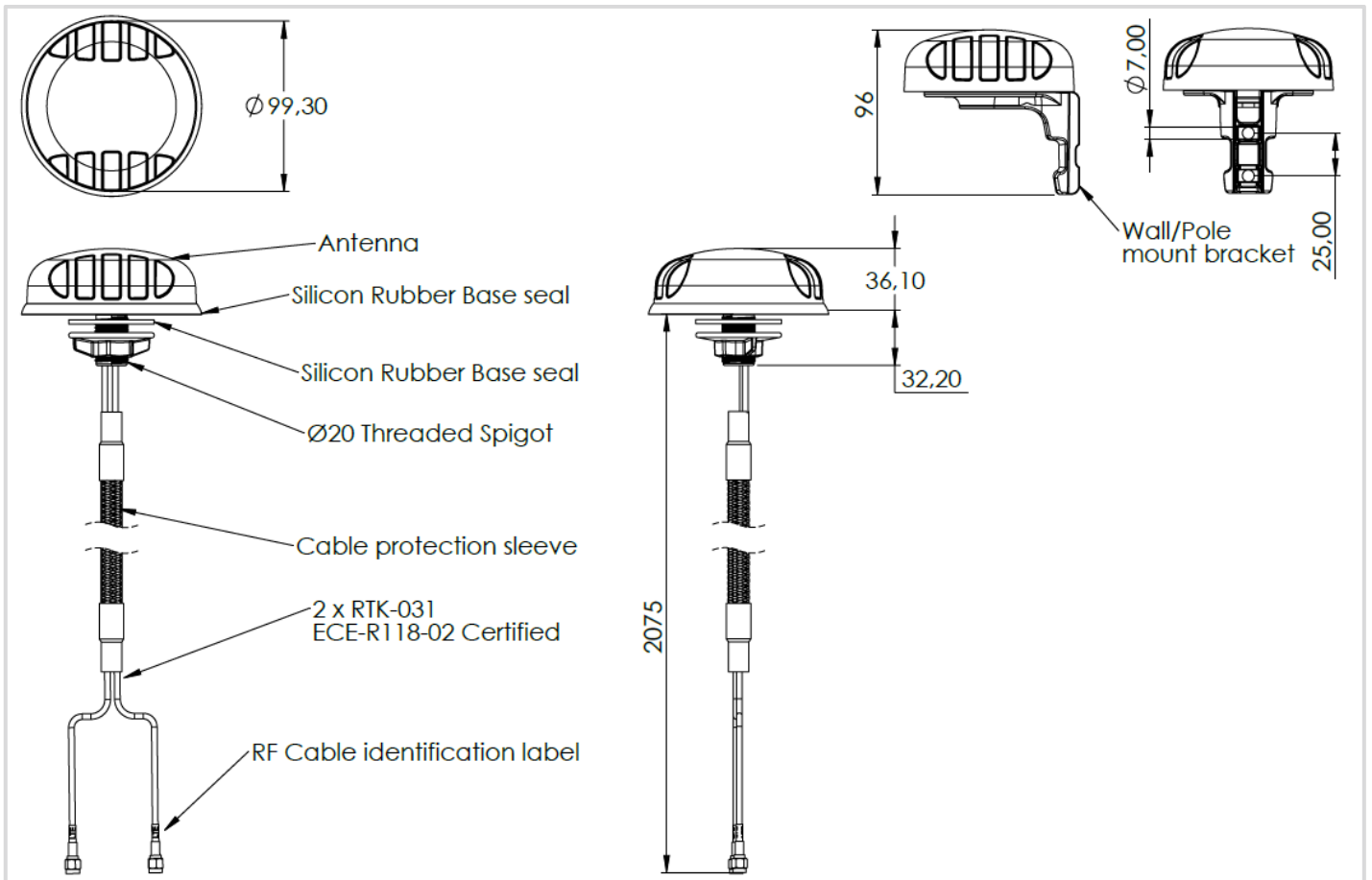
Elevation 1: 6000 – 7200 MHz



Elevation 2: 6000 – 7200 MHz



Technical Drawings

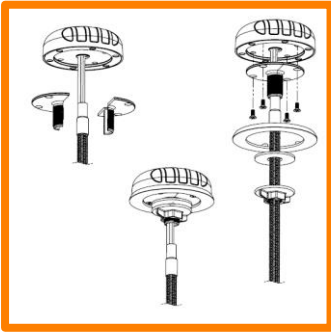


Mounting Options

Many Mounting Possibilities – included as standard

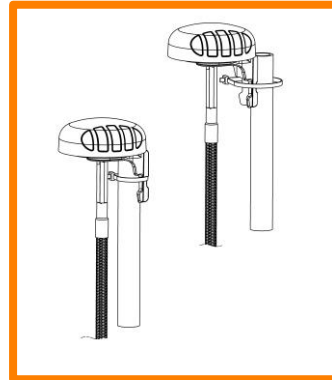
Poynting's new PUCK antenna range provides easy installation with the multiple mounting options. This includes as standard:

- Spigot Mount - two different lengths included (35mm & 75mm)
- Vertical Pole mount (inner & outer mounting for smaller and larger poles)
- Horizontal Pole Mount (e.g., marine rails)
- Magnetic Mount
- Surface Mount (Double Sided Tape)
- Wall Mount



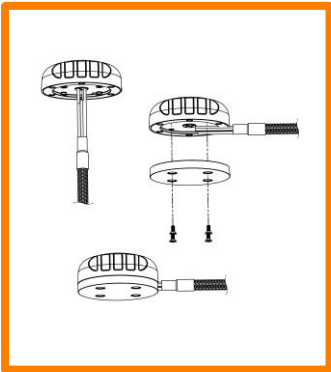
Spigot Mount

Removable 35mm & 75mm threaded spigot (included)



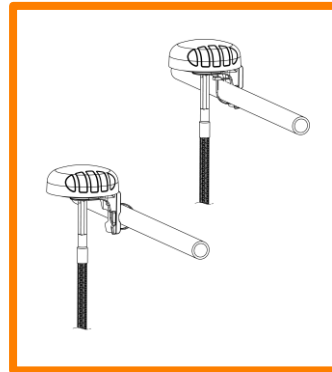
Vertical Pole Mount

Pole/Wall Mounting bracket (included)



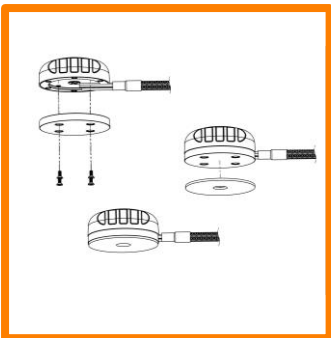
Magnetic Mount

Magnetic Base (included)
For temporary and low mobility installations.



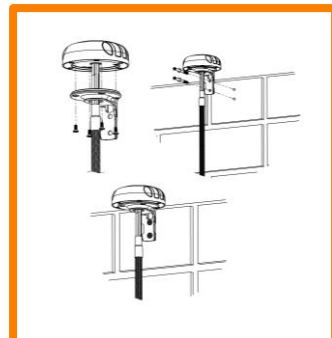
Horizontal Pole Mount

Pole/Wall Mounting bracket (included)



Surface Mount

Adhesive Surface Mounting (included) or can also be directly secured with longer M4 bolts (not included) to the female threaded inserts located in the antenna base




Wall Mount

Pole/Wall Mounting bracket (included)

Additional Accessories

See accessories technical specifications on www.poynting.tech



CONTACT POYNTING

Poynting Antennas (Pty) Ltd - Head Office

Unit 4, N1 Industrial Park,
Landmarks Avenue,
Samrand, 0157, South Africa

Phone: +27 (0) 12 657 0050

E-mail: info@poynting.tech

International Email: sales-global@poynting.tech

Poynting Europe

Regus Business Center Neue Messe Riem
Kronstadter Straße 4
81677 München
Germany

Phone: +49 89 7453 9002

E-mail: sales-europe@poynting.tech

Poynting USA

1804 Owen Court, Suite 104,
Mansfield,
TX 76063
USA

Phone: +1 817 533-8130

E-mail: sales-us@poynting.tech